

Impact of Road Salts on the Mobility of Metals in Contaminated Urban Ground Fill

XIII INTERNATIONAL
WINTER ROAD
CONGRESS

Ressources, territoires, habitats et logement
Énergie et climat
Prévention des risques
Développement durable
Infrastructures, transports et mer

Quebec, February 8 – 11, 2010

**Présent
pour
l'avenir**

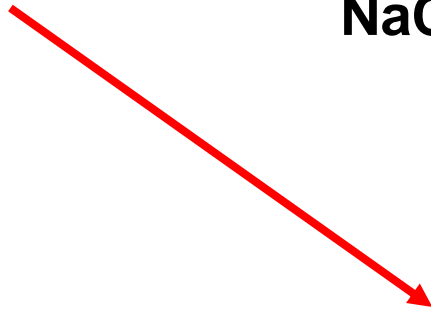


Where do urban "contaminants" come from?

From the "road"



Treatments
NaCl, etc.



Vehicles



Spattering



Zn

Brakes
Zn, Pb, Cr, Cu

Zn, Cd

Exhaust

Runoff



Road equipment, etc.



Where do urban contaminants come from?

From snow itself, which picks up “contaminants”...


...when snow is picked up, contaminants are also picked up.





Where do urban contaminants come from?




Materials in the surroundings (from industrial processing, steel mills, chemical plants, etc.)



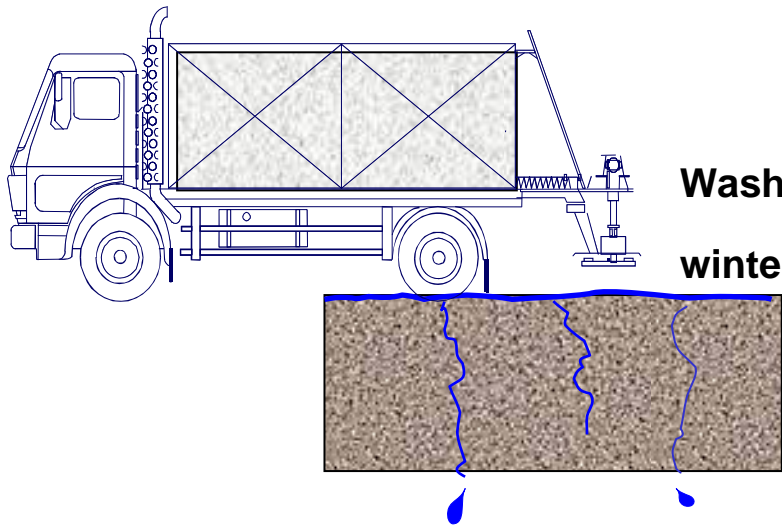
Contaminated fill



Snow storage platform with contaminated materials

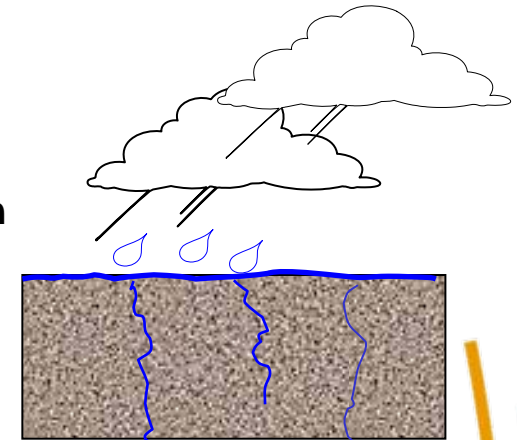


What happens to "contaminants"?



Washing of brines from winter servicing


Washed off with rain water



Contaminated urban fill, industrial wasteland, Contaminated platform

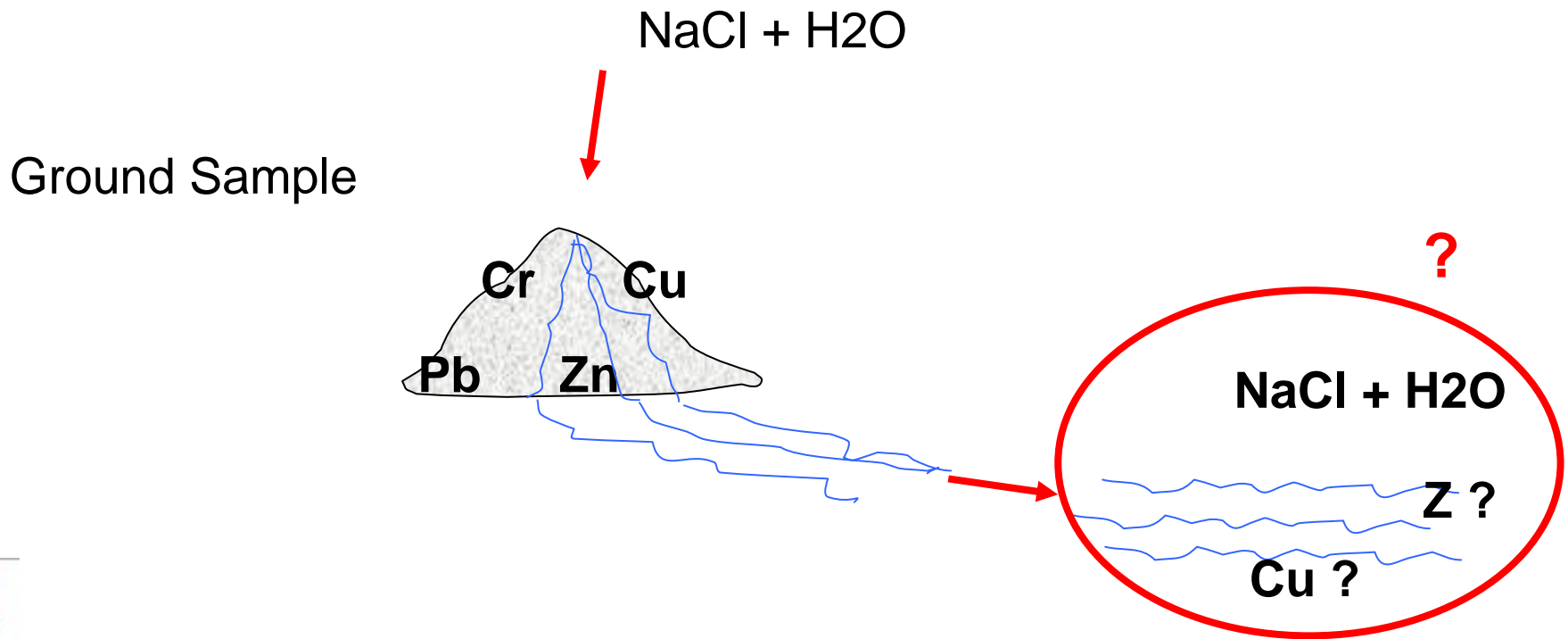
Storage of snow salted with "contaminants"

Washed off during melting



Study goals and method used

The aim was to study the relationship between the concentration of salt applied to contaminated ground, on the one hand, and the amount of “re-mobilized” metal in aqueous phases, on the other.



Study goals and method used

The aim was to study the relationship between the concentration in salt applied to contaminated ground, on the one hand, and the amount of re-mobilized metal in the aqueous phases, on the other.

<i>Goal</i>	<i>Parameter Studied</i>
Study the behavior of ground from urban fill and from industrial wastelands and evaluate the impact of the degree of contamination	Tests performed on two types of ground samples from: - Urban fill contaminated with different metals; - Industrial wastelands with heavy contamination of a particular metal
Make a simple evaluation of ground behavior and the mobility of metals over time	Variation of the ground/solution ratio
Estimate the amounts of mobilized metals in the aqueous phase according to NaCl concentration	Variation of NaCl concentrations
Compare the effect of NaCl and CaCl ₂	Two salts tested: NaCl and CaCl ₂

Method used

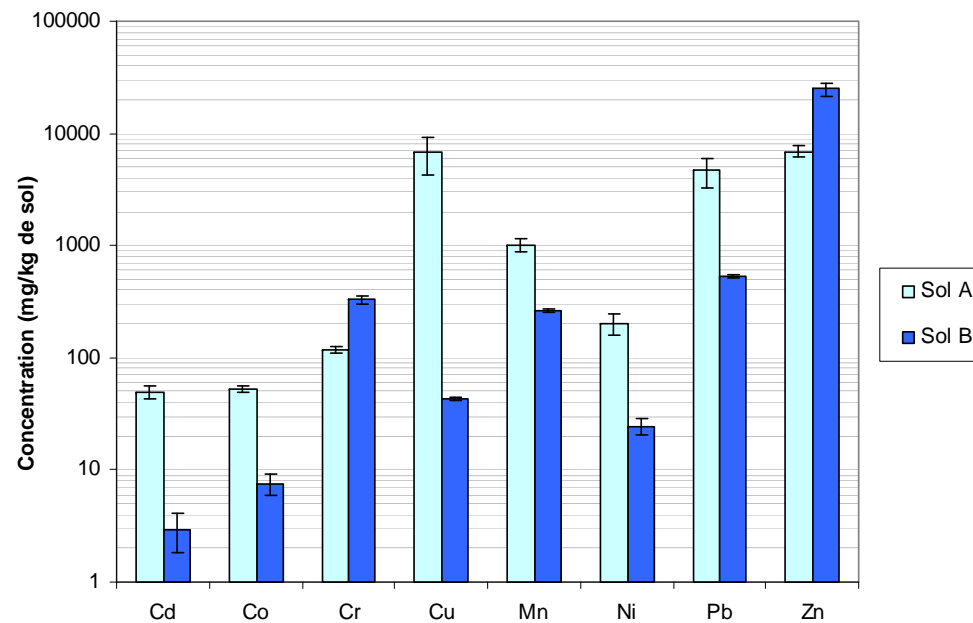
Using a static mode approach and “batch testing”, the principle is to mix the ground to be analyzed with a solution of NaCl (shake, mix, filter, centrifugate: the whole process...).

Next, the solution is analyzed with a plasma emission spectrometer (ICP-OES) that enables establishing the amount of different bodies present, in particular heavy metals.



Results

Grounds taken from the different sites under study showed heavy metal concentrations well above regulatory limits...



	Cd	Co	Cr	Cu	Mn	Ni	Pb	Zn
Ground A	49,8	52,6	117,4	6 720	1 004	202	4 646	6 883
Ground B	3,0	7,6	327,0	43	259	25	530	24 875
Regulatory Amount	5,0	50,0	250,0	100	1 000	100	500	500

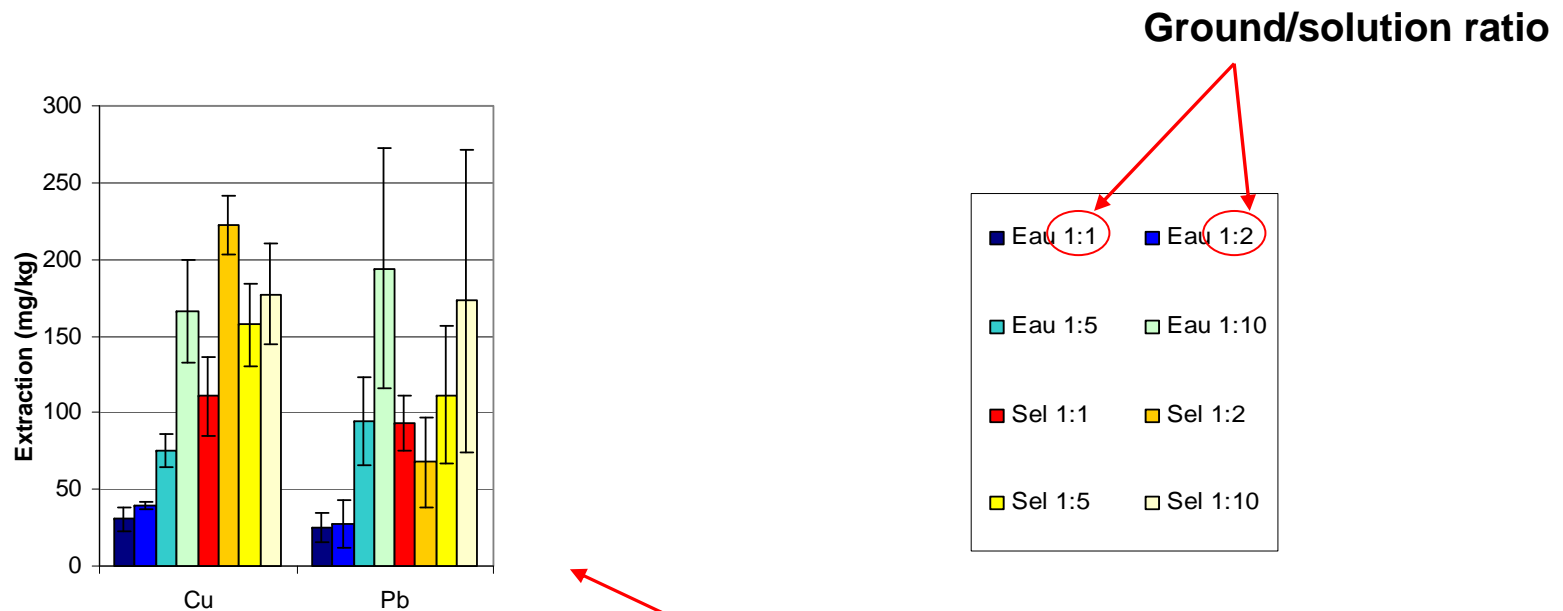
Metal amounts in the two types of ground and regulatory threshold values in Quebec (in mg/kg of ground)

Results

Influence of variations in ground/solution ratio (washing with distilled water and a 1 mol/L saline solution)

The quantity of metal extracted from the ground (Ground A) decreases when the ground/solution ratio increases

The more the ground is washed, the greater are the quantities of metal “released”

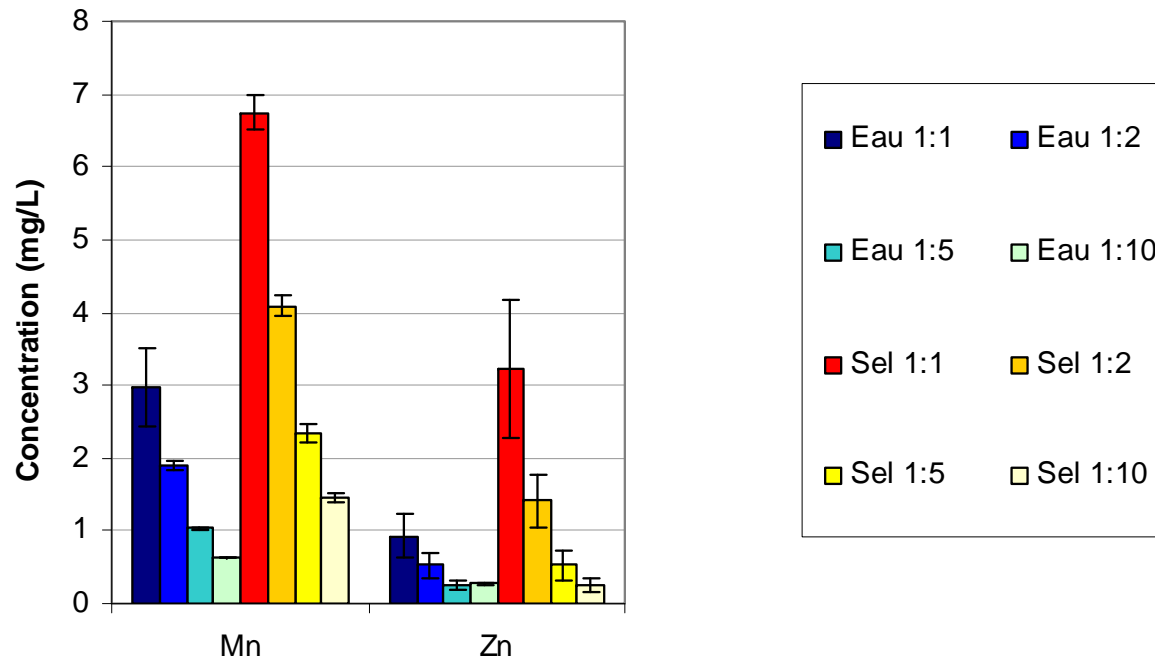


Example of extracted quantities of Pb and Cu

Results

Influence on the concentrations of metals released into the solution when NaCl concentration is varied

Contrary to what is observed for the extraction of metals from the ground, the metal concentrations in solutions obtained are higher for the larger ground/solution ratios: the volume of water is less and the ground mass is greater



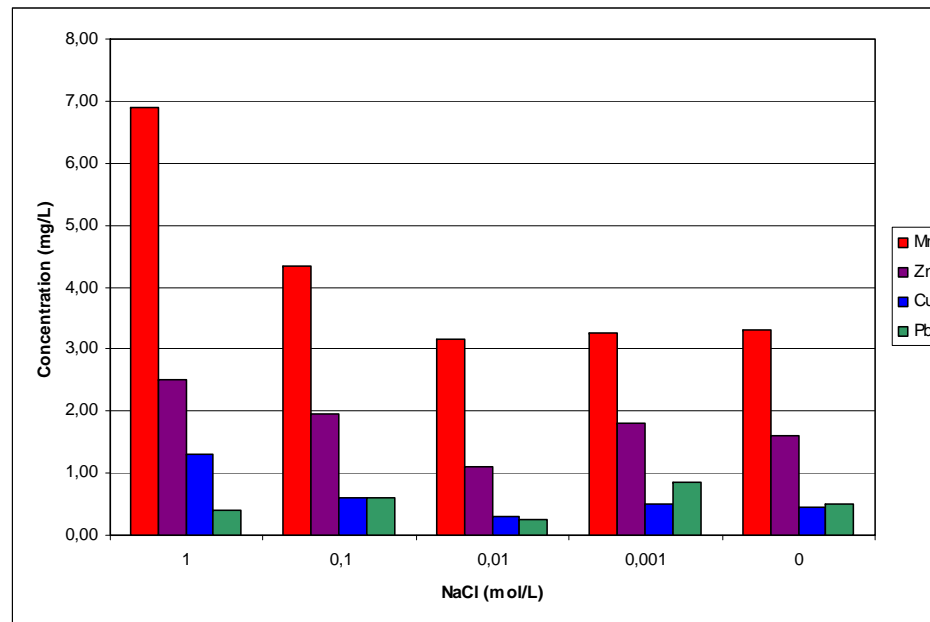
Example of Mn and Zn

Results

Influence of variations in NaCl concentration Tests from 0.001 mol/L to 1 mol/L (58 g/L)

The quantity of Mn, Zn and Cu mobilized when the solution is added tends to decrease with a higher concentration of NaCl and attains a plateau around 0.01 mol/L.

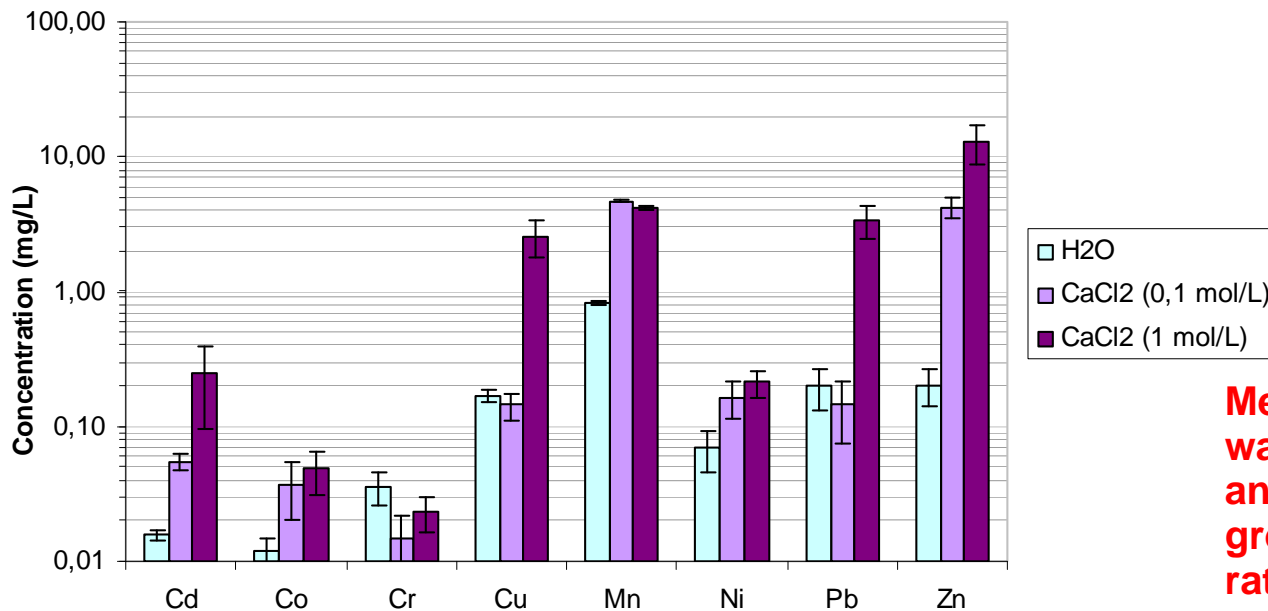
High concentrations of NaCl thus stimulate the re-mobilization of metals present in the ground, whereas for weaker concentrations (< 0.01 mol/L) there is no clear difference. Lead concentration alone does not vary with an increase in salt content.



Results

Influence of variations in CaCl₂ concentration

For certain metals, the addition of calcium chloride leads to much greater amounts of metal than the addition of distilled water. The greater the ratio of ground to solution, the larger are the amount of metals released into the solution.



Metal contents after washing with water and CaCl₂; ground/solution ratio is 1:5.

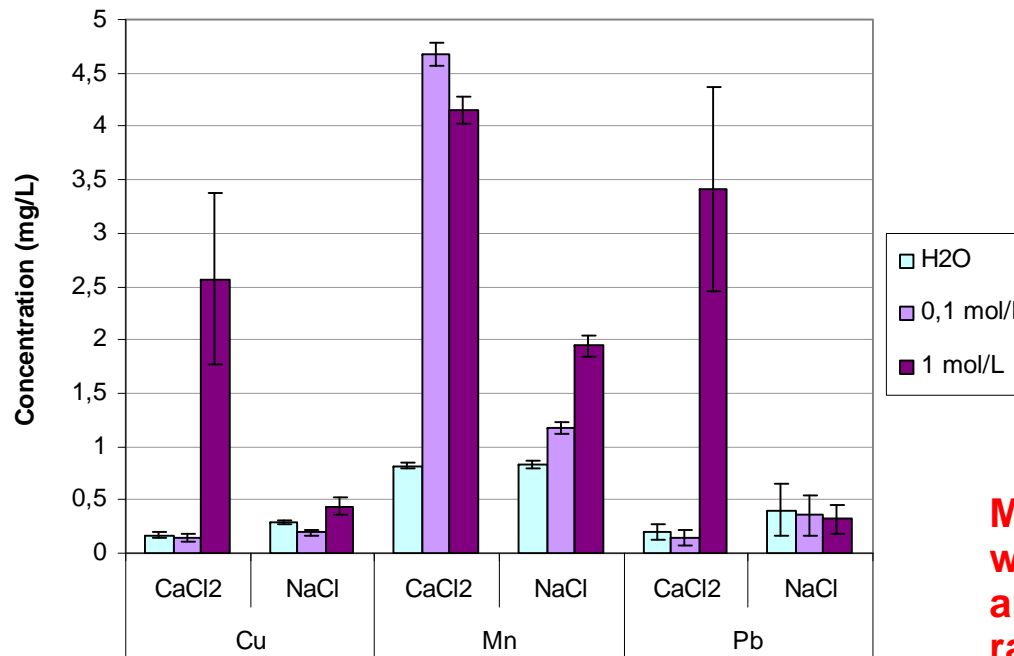
Results

Comparison between NaCl and CaCl₂

The quantities of Cu and Pb released into solution during washing with salt at

0.1 mol/L are largely the same with CaCl₂ or NaCl.

With a concentration of 1 mol/L, values are different for the two salts and the amounts of Cu, Mn and Pb in solution are from two to ten times higher than with CaCl₂



Metal contents after washing with water, CaCl₂ and NaCl; ground/solution ratio is 1:5.

Study conclusions

The mechanisms entering into the capture or “re-mobilization” of “contaminants” are highly complex.

It is relatively difficult to model the phenomena that occur: concentration of the products, quantities of water, ground compactness, speed of flow, etc.

Metals associated to residual materials are not necessarily stable; they can be “re-mobilized” by water and even more so by saline solutions.

The ratio of ground to solution is important. The larger the volume of water in proportion to the ground mass, the greater the surface of exchange and the easier it is for desorption mechanisms to occur.

“Winter Service” conclusions that we can establish from the findings of this study

During salting operations, we must pay attention not only to ecologically sensitive areas (protected areas, etc.), but to other areas as well.

The more polluted an area is, the more it will generate pollution!

Attention must be paid to avoid storing snow in urban areas and on non-polluted material platforms, as well as to specific measures (e.g., carrying out brine de-concentration in basins and avoiding stress phenomena).

Certain road sites are monitored (LR St Briec, LCPC); it might be interesting to “salt” them.



Cette étude a été réalisée par Julie Ternisien, aujourd'hui décédée, dans le cadre d'un DESS en génie de l'environnement à l'Ecole de Technologie Supérieure de Québec suivi par Jean-Sébastien Dubé



LIBERTÉ - ÉGALITÉ - FRATERNITÉ

RÉPUBLIQUE FRANÇAISE



Ministère
de l'Écologie, de l'Énergie,
du Développement
durable
et de la Mer

For further information

Didier Giloppé (CETE Normandie-Centre)

e-mail: didier.giloppe@developpement-durable.gouv.fr

Pierre Skriabine (Sétra)

e-mail: pierre.skriabine@developpement-durable.gouv.fr

